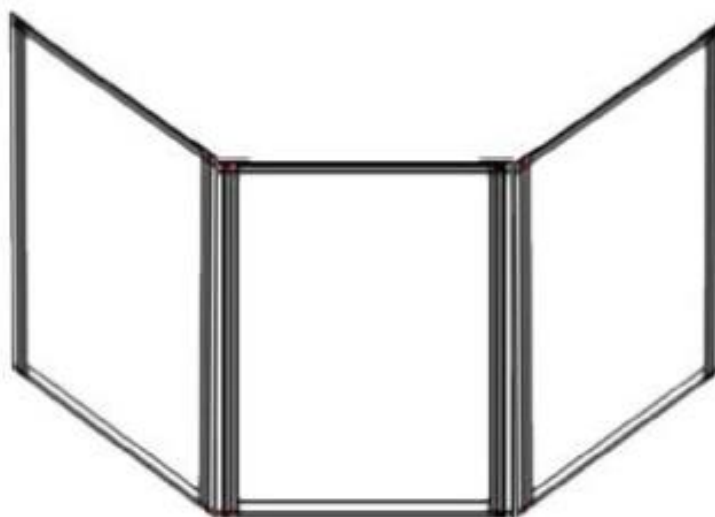


# APG's Guardian™ Countertop Shield -Tri-Fold



ECN: RELEASED

PROD. ENG.: N/A

APPROVED BY:

CHECKED BY: N/A

1. Carefully unpack the screen and take out all the parts from packaging.



2. For the required gap between the countertop and screen, screw in adjustable feet directly into four threaded holes at the bottom, or use provided spacers to rise the screen. Position of feet 2 and 3 is adjustable on screens without window only.




ECN: RELEASED


PROD. ENG.: N/A

APPROVED BY:

CHECKED BY: N/A



3. Once the screen is in position, adjust the feet so the screen is level and stable.



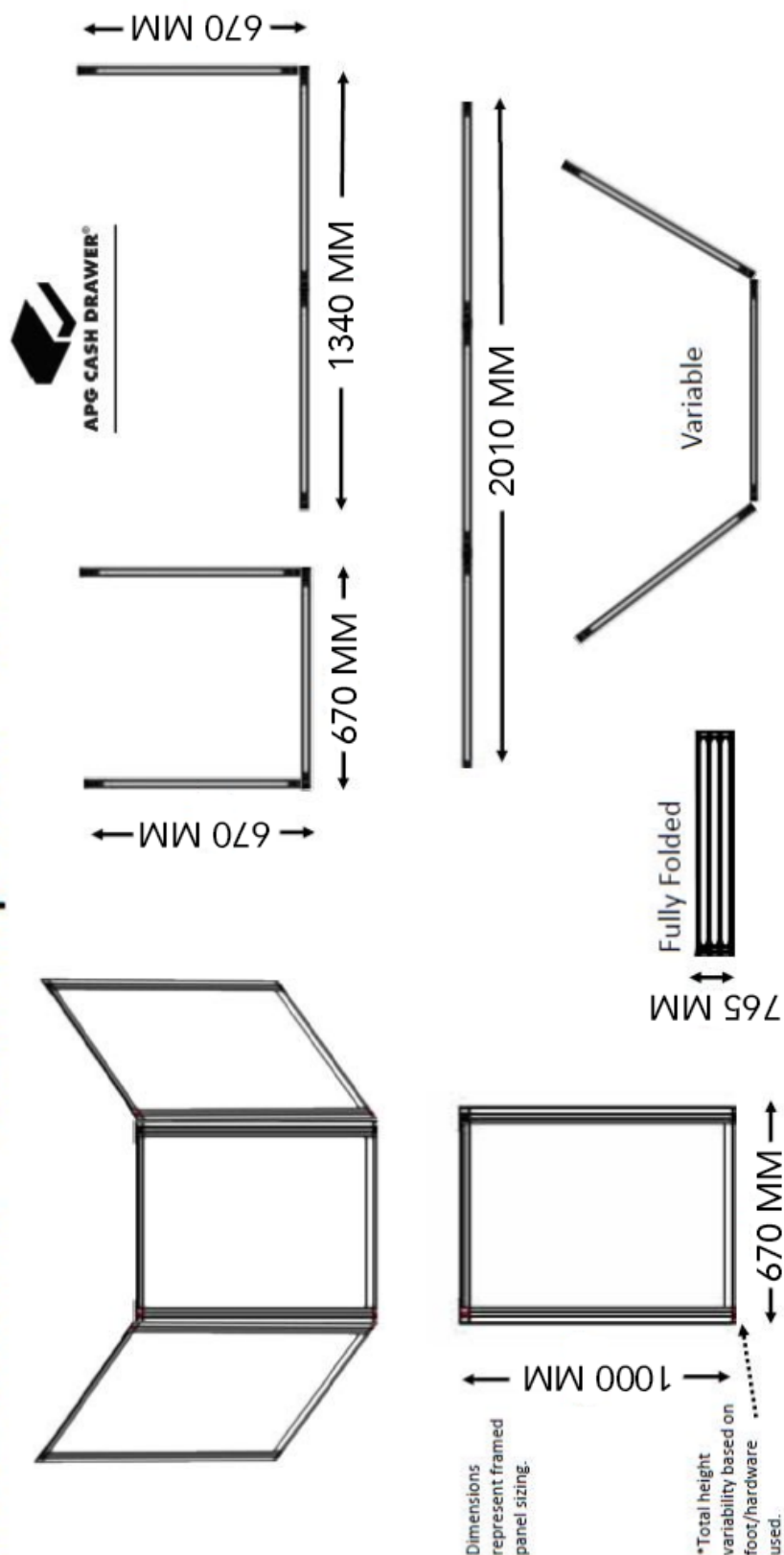
ECN: RELEASED

PROD. ENG.: N/A

APPROVED BY:

CHECKED BY: N/A

# APG's Guardian™ Countertop Shield - Tri-Fold



ECN: RELEASED

PROD. ENG.: N/A

APPROVED BY:

CHECKED BY: N/A