


# APG's Guardian™ Single Panel Countertop Shield



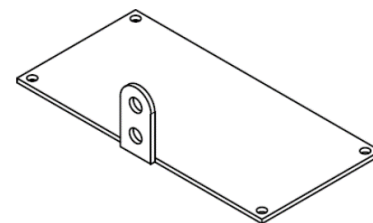
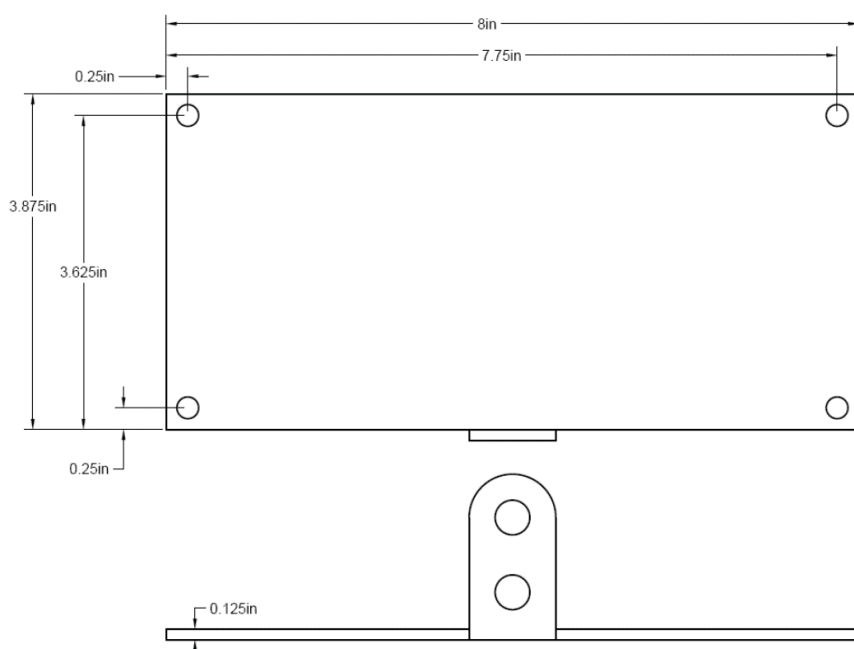
ECN: RELEASED

PROD. ENG.: N/A

APPROVED BY:

CHECKED BY: N/A

1. Carefully unpack the screen and take out all the parts from packaging.
2. Attach side brackets.
3. Mark mounting points and drill pilot holes if required. Fasten the screen to countertop using suitable fixings.



4. To adjust the height and level the screen, loosen screws on the side of the bracket, move the screen in desired position and tighten the screws.



ECN: RELEASED

PROD. ENG.: N/A

APPROVED BY:

CHECKED BY: N/A

